

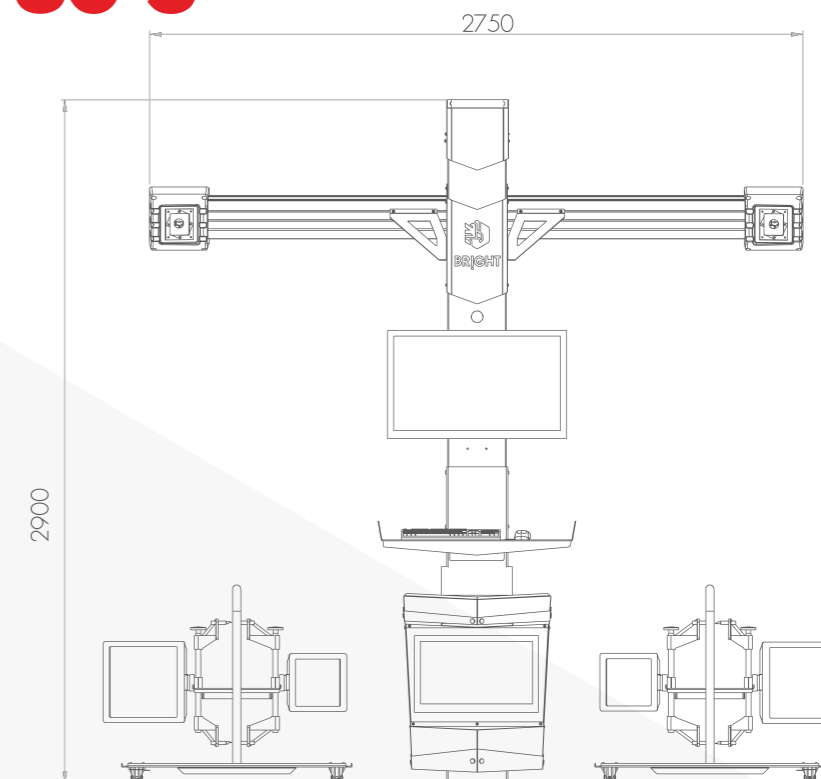
A730S A LATELY GREAT BLOOMING

This fashion edition is more personalized. This new splendid design will seamlessly integrate with your store. The perfect equipment Provide ergonomics and ease of use can not be ignored since your first operation, with experience you will appreciate more and more the inner capabilities of Bright machines



BRIGHT A730 S

Line Drawing



Product feature

- Italian professional intelligent software, clear interface, convenient operation.
- Mobile trolley, target is not restricted by the space, can be placed conveniently.
- Two display monitors are more practical and fashionable, customer's view is not restricted, improve the working efficiency.
- Measurement accuracy reached international advanced level, approved by the customers.
- Unique high definition 8x8 and 8x9 target boards, surface can be cleaned and anti-corrosion.
- Specialized high accuracy cameras, capture the target swiftly, stable and reliable performance.
- In the display interface with various light options, is not restricted by the sun light during the work.
- High configuration brand PC, original window system, quality is guaranteed, complete and no virus to ensure the stable operation.
- About 68000-75000 international vehicle datas, covering 99.99% models

Technical data

Front axle	ACCURACY	MEASURING RANGE	TOTAL MEASURING RANGE
Total toe	±3'	±4°	±48°
Total toe	±6'	±4÷48°	±48°
Partial toe	±1.5'	±2°	±24°
Partial toe	±3'	±4÷24°	±24°
Set-back	±5'	±3°	±3°
Camber	±5'	±3°	±10°
Camber	±7'	±3÷10°	±10°
Caster	±10'	±24°	±24°
King-pin	±10'	±24°	±24°
Rear axle			
Total toe	±3'	±4°	±48°
Total toe	±6'	±4÷48°	±48°
Partial toe	±1.5'	±2°	±24°
Partial toe	±3'	±4÷24°	±24°
Set-back	±5'	±3°	±3°
Camber	±5'	±3°	±10°
Camber	±7'	±3÷10°	±10°
Thrust angle	±2'	±3°	±24°



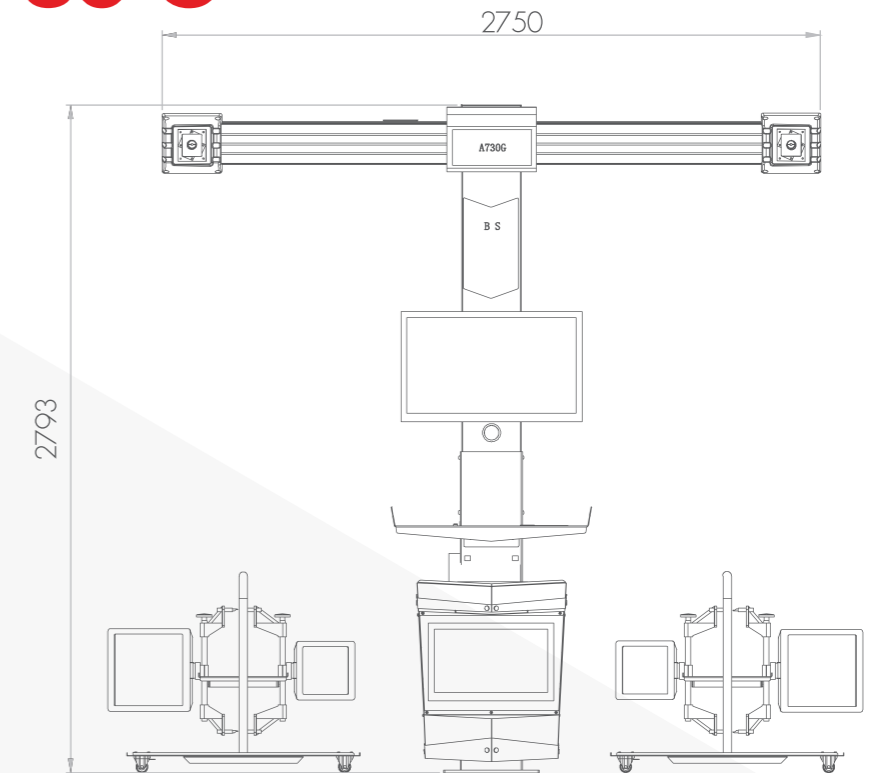
A730G Dapper

The Professional edition is particularly attractive any time and everywhere. The ultra-low height and the splendid outlook are unique with their great aesthetic design, providing glamour and strong performances to your store



BRIGHT A730 G

Line Drawing



Product feature

- Italian professional intelligent software, clear interface, convenient operation.
- Mobile trolley, target is not restricted by the space, can be placed conveniently.
- Two display monitors are more practical and fashionable, customer's view is not restricted, improve the working efficiency .
- The beam angle can be adjusted and tilted by motor, suitable for different wheel base vehicles. Post height can be two stages, 2 m and 2.5 m, the operation is not restricted by the space.
- Measurement accuracy reached international advanced level, approved by the customers.
- Unique high definition 8x8 and 8x9 target boards, surface can be cleaned and anti-corrosion.
- Specialized high accuracy cameras, capture the target swiftly, stable and reliable performance.
- In the display interface with various light options, is not restricted by the sun light during the work.
- High configuration brand PC, original window system, quality is guaranteed, complete and no virus to ensure the stable operation.
- About 68000-75000 international vehicle datas, covering 99.99% models

Technical data

Front axle	ACCURACY	MEASURING RANGE	TOTAL MEASURING RANGE
Total toe	±3'	±4°	±48°
Total toe	±6'	±4÷48°	±48°
Partial toe	±1.5'	±2°	±24°
Partial toe	±3'	±4÷24°	±24°
Set-back	±5'	±3°	±3°
Camber	±5'	±3°	±10°
Camber	±7'	±3÷10°	±10°
Caster	±10'	±24°	±24°
King-pin	±10'	±24°	±24°
Rear axle			
Total toe	±3'	±4°	±48°
Total toe	±6'	±4÷48°	±48°
Partial toe	±1.5'	±2°	±24°
Partial toe	±3'	±4÷24°	±24°
Set-back	±5'	±3°	±3°
Camber	±5'	±3°	±10°
Camber	±7'	±3÷10°	±10°
Thrust angle	±2'	±3°	±24°



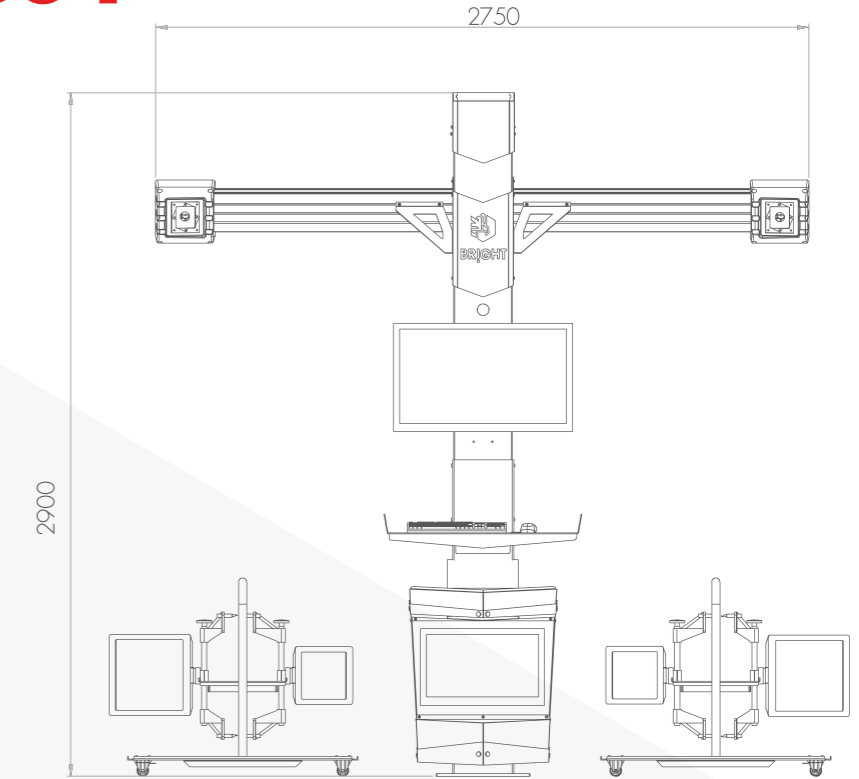
A730P Sworn

Both design and operation are carefully optimized, each detail is focused on the operator's experience. This stunning luxury edition meets every sophisticated request and bring high performances to your store



BRIGHT A730 P

Line Drawing



Product feature

- Italian professional intelligent software, clear interface, convenient operation.
- Mobile trolley target, is not restricted by the space, can be placed conveniently.
- Two display monitors are more practical and fashionable, customer's view is not restricted, improve the working efficiency .
- The beam has the up and down movement, can be adjusted and controlled by the motor, suitable for different shops' height or vehicle lifting height, beam movement range is between 0.75m – 2.8m, make the work more convenient and fast.
- Measurement accuracy reached international advanced level, approved by the customers.
- Unique high definition 8x8 and 8x9 target boards, surface can be cleaned and anti-corrosion.
- Specialized high accuracy cameras, capture the target swiftly, stable and reliable performance.
- In the display interface with various light options, is not restricted by the sun light during the work.
- High configuration brand PC, original window system, quality is guaranteed, complete and no virus to ensure the stable operation.
- About 68000-75000 international vehicle datas, covering 99.99% models

Technical data

Front axle	ACCURACY	MEASURING RANGE	TOTAL MEASURING RANGE
Total toe	±3'	±4°	±48°
Total toe	±6'	±4÷48°	±48°
Partial toe	±1.5'	±2°	±24°
Partial toe	±3'	±4÷24°	±24°
Set-back	±5'	±3°	±3°
Camber	±5'	±3°	±10°
Camber	±7'	±3÷10°	±10°
Caster	±10'	±24°	±24°
King-pin	±10'	±24°	±24°
Rear axle			
Total toe	±3'	±4°	±48°
Total toe	±6'	±4÷48°	±48°
Partial toe	±1.5'	±2°	±24°
Partial toe	±3'	±4÷24°	±24°
Set-back	±5'	±3°	±3°
Camber	±5'	±3°	±10°
Camber	±7'	±3÷10°	±10°
Thrust angle	±2'	±3°	±24°

